

ADF-BDD.DEV: Insights to undecided Statements in Abstract Dialectical Frameworks

Stefan Ellmauthaler^{1,*}, Lukas Gerlach^{1,†}

¹Knowledge-Based Systems Group, ScaDS.AI / Faculty of Computer Science / cfaed, TU Dresden, Germany

Abstract

Abstract Dialectical Frameworks (ADF) are a well known and understood generalisation of Dung’s Argumentation frameworks. Multiple approaches to solve the computation and enumeration of the semantics have been proposed over the last decade. One recent approach is to solve the computational hard problems by translating the acceptance condition of a given ADF into reduced ordered binary decision diagrams (roBDD). The use of roBDDs lays a foundation for straightforward graphical visualization of the underlying ADFs and their solutions. In this work, we present ADF-BDD.DEV, a web-service that generates graphical representations of ADFs and for different semantics, allowing their comparison and to spot the influence of yet undecided statements. We propose that this is a first steps towards better explainability and understanding of ADFs.

Keywords

Abstract Argumentation, Abstract Dialectical Frameworks, Visualisation, Explanation, Web Service, Tool

1. Introduction

Abstract Dialectical Frameworks (ADFs) [1] are a knowledge representation and reasoning formalism, which generalises the seminal work of Dung [2], so-called Dung’s Argumentation Frameworks. The general idea is to represent knowledge as abstract statements. Whether a statement can be accepted is devised by an acceptance condition, usually represented as a propositional formula, where the variables represent the statements of the framework. The semantics of a set of statements with its acceptance conditions map for each statement whether it is acceptable, rejected, or not decided. Various semantics have been defined for ADFs, to have different properties to build upon (i.e. uniqueness, existence, minimality, ...). Alas, most of the semantics are at least on the second level of the polynomial hierarchy and are in general one level higher than the same computational problems for Dung frameworks. The recent proposal [3] of using *reduced ordered binary decision diagrams* (roBDDs) [4] to represent ADFs offers a normal form for acceptance conditions (with a given variable order) and leads to a drop of complexity to

7th Workshop on Advances in Argumentation in Artificial Intelligence, 6–9 Nov, 2023, Rome, Italy


*Corresponding author.


†These authors contributed equally.

✉ stefan.ellmauthaler@tu-dresden.de (S. Ellmauthaler); lukas.gerlach@tu-dresden.de (L. Gerlach)

🌐 <https://kbs.inf.tu-dresden.de/ste> (S. Ellmauthaler); <https://kbs.inf.tu-dresden.de/lug> (L. Gerlach)

🆔 0000-0003-3882-4286 (S. Ellmauthaler); 0000-0003-4566-0224 (L. Gerlach)

 © 2023 Copyright for this paper by its authors. Use permitted under Creative Commons License Attribution 4.0 International (CC BY 4.0).

 CEUR Workshop Proceedings (CEUR-WS.org)

match Dung frameworks¹. The tool ADF-BDD [5] provides an implementation of that approach by encoding the acceptance conditions of an ADF as a forest of roBDDs [4]. This forest will share and reuse nodes from other roBDDs and allows for a compact graph-based representation. While ADF-BDD achieves outstanding performance, it is still rather technical to use since it is only accessible through a command line interface (CLI) and has mere text-based output. This is an issue ADF-BDD shares with other ADF solvers making problems and possibly unwanted patterns in the ADF input harder to spot. However, the use of roBDDs allows for a natural graphical visualization of the computational models and solutions produced by ADF-BDD. In this work, we present ADF-BDD.DEV; offering ADF-BDD as a public web-service² that displays the underlying forest of roBDDs of a given ADF in different stages of solving. Thereby, our tool assists users to understand and compare the different possible semantics for solving ADFs and simplifies to debug the inputs. In particular, it offers a concise view of acceptance conditions for statements that remain undecided. To the best of our knowledge, ADF-BDD.DEV is the first ADF solver to offer this kind of visualisation.

2. Solving ADFs with roBDDs

We recall basics of Abstract Dialectical Frameworks and refer the interested reader to the recent Handbook of Formal Argumentation [6, 7]. For more insights on roBDDs with ADFs, we kindly point to the respective previous work [3].

Definition 1. An ADF is a triple $D := (S, L, C)$ where S is a fixed finite set of statements; $L \subseteq S \times S$ is a set of links; and $C := \{\varphi_s\}_{s \in S}$ consists of acceptance conditions for statements, which correspond to propositional formulas $\varphi ::= s \in S \mid \perp \mid \top \mid \neg\varphi \mid (\varphi \wedge \varphi) \mid (\varphi \vee \varphi) \mid (\varphi \rightarrow \varphi)$ over the parents $P(s) := \{s' \in S \mid (s', s) \in L\}$ of statement s .

Since links can be determined by acceptance conditions, throughout this paper we will mostly omit links and simply define ADFs as a tuple consisting of statements and their respective acceptance conditions. We are following the newly proposed representation of ADFs with roBDDs [3].

Definition 2. A binary decision diagram (BDD) \mathcal{B} over variables X is a rooted directed acyclic graph with two external nodes labeled with 0 or 1 and internal nodes u with two outgoing edges given by $low(u)$ and $high(u)$. Each internal node u is associated with a variable $x \in X$, denoted by $var(u) = x$. A BDD is ordered, if on all paths the variables respect a linear order $x_1 < x_2 < \dots < x_n$ and it is reduced if it satisfies the following two conditions:

- (a) if $var(u) = var(v)$, $low(u) = low(v)$ and $high(u) = high(v)$, then $u = v$, for each pair of internal nodes u, v ; and
- (b) $low(u) \neq high(u)$ for each internal node u .

¹Intuitively using roBDDs as the input size and the property of roBDDs to answer sat queries in constant time leads to this result.

²ADF-BDD.DEV- <https://adf-bdd.dev>

Paths from the root to 1 correspond to partial assignments on X (true for high and false for low), and their completions (assigning remaining variables in X) to models of \mathcal{B} . For a formula φ , we use \mathcal{B}_φ , to denote a binary decision diagram for φ over the variables of φ s.t. the models of φ coincide with the models of \mathcal{B}_φ . Define restriction $\mathcal{B}_\varphi[x_1/v_1, \dots, x_n/v_n]$ of \mathcal{B}_φ s.t. each x_i is set to $v_i \in \{0, 1\}$ by redirecting incoming edges of each node u with $\text{var}(u) = x_i$ to $\text{low}(u)$, if $v_i = 0$, and to $\text{high}(u)$, if $v_i = 1$; and removing u .

By representing ADFs as roBDDs the two previous definitions are combined:

Definition 3. The BDD representation $\mathcal{B}(D) = (\mathcal{B}_{\varphi_{s_1}}, \dots, \mathcal{B}_{\varphi_{s_n}})$ of an ADF $D = (S, C)$ is a tuple consisting of one BDD for each acceptance condition φ_{s_i} of $s_i \in S$ where $1 \leq i \leq n = |S|$.

The semantics of a given ADF are based on three-valued interpretations. Such an interpretation is a function $I : S \rightarrow \{\mathbf{t}, \mathbf{f}, \mathbf{u}\}$ that maps each statement to either true, false, or undecided. We call an interpretation *two-valued*, denoted by I_2 , if $\forall s \in S : I(s) \in \{\mathbf{t}, \mathbf{f}\}$. Additionally the *information ordering* \leq_i is defined as the reflexive transitive closure of the relation $<_i$ with $\mathbf{u} <_i v$ for $v \in \{\mathbf{t}, \mathbf{f}\}$. We lift \leq_i and $<_i$ to interpretations by $I' \leq_i I$ iff $I'(s) \leq_i I(s)$ for each $s \in S$, and $I' <_i I$ if $I' \leq_i I$ and for some $s \in S$ we have $I'(s) <_i I(s)$. By $\mathcal{B}_\varphi[I] := \mathcal{B}_\varphi[s/1 : I(s) = \mathbf{t}][s/0 : I(s) = \mathbf{f}]$ we define the *partial evaluation* of \mathcal{B}_φ with respect to I .

Definition 4. Let $D = (S, B)$ be an ADF, $\mathcal{B}(D)$ its BDD-representation, and I be a three-valued interpretation over S . The characteristic operator $\Gamma_D(I) = I'$ is defined by the revisited interpretation I' of I , such that for each $s \in S$

$$I'(s) = \begin{cases} \mathbf{t} & \text{if the reduced } \mathcal{B}_{\varphi_s}[I] \text{ is a tautology (i.e. is a 1 node);} \\ \mathbf{f} & \text{if the reduced } \mathcal{B}_{\varphi_s}[I] \text{ is an inconsistency (i.e. is a 0 node);} \\ \mathbf{u} & \text{otherwise.} \end{cases}$$

We are now in position to define Dung's standard semantics for ADFs that is currently supported by ADF-BDD.DEV.

Definition 5. Let $D = (S, C)$ be an ADF, $\mathcal{B}(D)$ its BDD-representation, and I a three-valued interpretation. I is *complete* in D if $I = \Gamma_D(I)$, and I is *grounded* in D if I is the least fixed-point of Γ_D for $I_{\mathbf{u}}$ with $I_{\mathbf{u}}(s) = \mathbf{u}$ for each $s \in S$.

We additionally define the *reduced ADF* $D^{I_2} := (S^{I_2}, C^{I_2})$ for a two-valued interpretation (i.e. all statements are mapped to \mathbf{t} or \mathbf{f}) I_2 , a where $S^{I_2} := \{s \in S \mid I_2(s) = \mathbf{t}\}$ and $C^{I_2} := \{\varphi_s[s'/\perp : I_2(s') = \mathbf{f}] \mid s \in S^{I_2}, s' \in S\}$. Analogously, we define the corresponding BDD-representation $\mathcal{B}_D^{I_2} := \mathcal{B}_D[s/0 : I_2(s) = \mathbf{f}]$ and remove all statements and corresponding roBDDs, where $I_2(s) = \mathbf{t}$. Let G be the grounded interpretation of $\mathcal{B}_D^{I_2}$, I_2 is a *stable model* of D if for all $s \in S^{I_2} : I_2(s) = \mathbf{t}$ implies $G(s) = \mathbf{t}$.

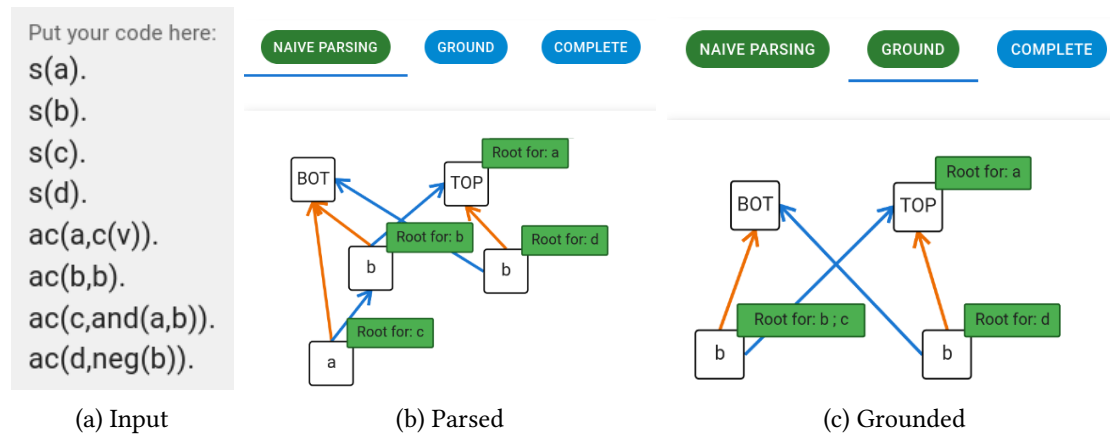


Figure 1: Screenshots: Analysing an ADF in ADF-BDD.DEV. Orange lines represent low-edges and blue lines high-edges of a given roBDD.

3. Visualising ADF Semantics using roBDDs

To analyse an ADF and to illustrate the different semantics, it is natural to give a visualisation of the corresponding roBDD-representation as a graph. The underlying forest of roBDDs is presented in a single graph marked with multiple root nodes where nodes from different roBDDs are merged whenever possible. For ADF-BDD.DEV, we rely on a state of the art, feature-rich, web-based library for graph visualisation³ [8]. The library has many layouting algorithms built-in that we can use for roBDDs; one of them is the so-called “dagre” layout.⁴ This implementation combines various previous works [9, 10, 11, 12, 13] to rank nodes into a hierarchy while minimising the number of crossing edges. This rank-based layout comes very natural for the merged forest of roBDDs: Intuitively, all nodes without outgoing edges go to the first rank (i.e. the 0 and 1 nodes). Then on each next rank, we have all nodes that only have outgoing edges to nodes in the previous ranks. In the following, we give an example how we can analyse a given ADF using its roBDD-representations on ADF-BDD.DEV:

The ADF $D = (S, C)$ in the input in Figure 1a contains four statements, a through d (S), represented by the unary predicates s . Its four corresponding acceptance conditions (C) are represented by the binary predicate ac that relates each statement to the actual condition as follows: (1) a is assumed to be true (“verum”). (2) b is true if b is true (which is self-supporting). (3) c is true if a and b are true. (4) d is true if b is not true. We use a common syntactic representation for ADFs [14, 15], first introduced by [16] and described in detail later [17]. In the future, we also plan to incorporate graphical ADF editing.

Figure 1b shows the roBDD representation $\mathcal{B}(D)$ for D as a forest of the underlying roBDDs with merged nodes as described above. The visualisation helps to see how the truth value of a statement s depends on other statements by starting at the root for s and then following the possible paths to the top. To simplify the identification of a subtree that belongs to a statement, our ADF-BDD.DEV visualisation allows to highlight those trees by clicking the “root” nodes

³G6 - <https://g6.antv.antgroup.com/en/>

⁴Dagre original implementation <https://github.com/dagrejs/dagre>

(and all other nodes as well). For instance, the root for a is directly at the “TOP” (i.e. 1) node, which indicates that a is true. To obtain the truth value for c , we start at the bottom left node. If a is known to be false, we follow the orange path, which is the low-edge in the roBDD, yielding that c is false as well. The blue path corresponds to the high-edge in the roBDD and represents the case, where a is true. Then, if b is also true, we find that c is true. Unsurprisingly, this directly corresponds to acceptance condition (3) above.

The intuitive procedure of determining truth values iteratively by following paths and plugging in known values into the nodes of the roBDDs is exactly what is done by the characteristic operator Γ_D . Since we intuitively start with the interpretation I_{\perp} where all statements are undecided, this procedure gives us the grounded interpretation I_{ground} for D . The grounded interpretation (and the other semantics introduced in Section 2) can again be visualised with ADF-BDD.DEV. Figure 1c shows the partial evaluation of $\mathcal{B}(D)$ with respect to I_{ground} . This representation allows to debug the ADF D and to analyse why some statements are still undecided. One can see that the statements b and c are still dependent on the outcome of a . In addition, it is also shown that whatever the result for b and c will be, statement d will behave with the inverse truth value. This is an important step in understanding and explaining further results and semantics and allows a way to directly address yet undecided truth-value assignments and their reasons.

In general there can be done various graphical deductions, based on given ADFs. One example is that for an roBDD-representation where no statement is either 'TOP' or 'BOT' the grounded interpretation will not have any accepted or rejected statements. Another one is that for big instances it can be easily checked if the reasoning structure is flat or deep. The wider the width of a deep structure is, the more the values of variables interplay into deciding the acceptance of a related statement. To the best of our knowledge, this is the first work to give this kind of insight.

4. Outlook

In the future, we plan to further improve user experience on ADF-BDD.DEV. For example, we want to allow graphical editing of ADFs instead of only text based input and we want to allow to edit the produced roBDD representation directly. As a long term goal, the graphical editing can be enhanced with on-the-fly analysis and other advanced features to provide a fully-fledged “IDE” for ADF editing. Furthermore, better tooltips and hints shall assist even untrained users to become familiar with ADFs and their semantics by making use of the roBDD presentation in a didactic fashion. In its current form, we are convinced that ADF-BDD.DEV simplifies debugging of ADFs for individuals that are already familiar with ADFs. Looking further, we think that our powerfully backed yet easy to access tool ADF-BDD.DEV bears great potential for making work on ADFs more approachable for already experienced users but also for newcomers that want to get some first hands-on experience.

Acknowledgments

This work was supported in DFG grant 389792660 (TRR 248), by BMBF in grants ITEA-01IS21084 (InnoSale), and in DAAD grant 57616814 (SECAI).

Note that this work has already been presented at the “Fourth Workshop on Explainable Logic-Based Knowledge Representation” (XLoKR 2023), co-located with the 20th International Conference on Principles of Knowledge Representation and Reasoning [18].

References

- [1] G. Brewka, S. Ellmauthaler, H. Strass, J. P. Wallner, S. Woltran, Abstract dialectical frameworks. an overview, *IfCoLog Journal of Logics and their Applications* 4 (2017) 2263–2317.
- [2] P. M. Dung, On the acceptability of arguments and its fundamental role in nonmonotonic reasoning, logic programming and n-person games, *Artif. Intell.* 77 (1995) 321–358.
- [3] S. Ellmauthaler, S. A. Gaggl, D. Rusovac, J. P. Wallner, Representing abstract dialectical frameworks with binary decision diagrams, in: G. Gottlob, D. Inclezan, M. Maratea (Eds.), *Proceedings of the 16th International Conference on Logic Programming and Non-monotonic Reasoning (LPNMR 2022)*, volume 13416 of *Lecture Notes in Computer Science*, Springer, 2022, pp. 177–198. doi:10.1007/978-3-031-15707-3_14.
- [4] R. E. Bryant, Symbolic boolean manipulation with ordered binary-decision diagrams, *ACM Comput. Surv.* 24 (1992) 293–318.
- [5] S. Ellmauthaler, S. A. Gaggl, D. Rusovac, J. P. Wallner, Adf - BDD : An ADF solver based on binary decision diagrams, in: F. Toni (Ed.), *Proceedings of the 9th International Conference on Computational Models of Argument (COMMA 2022)*, volume 220146 of *FAIA*, IOS Press, 2022, pp. 355–356. doi:10.3233/FAIA220170.
- [6] P. Baroni, D. Gabbay, M. Giacomin, L. van der Torre (Eds.), *Handbook of Formal Argumentation*, College Publications, 2018.
- [7] G. Brewka, S. Ellmauthaler, H. Strass, J. P. Wallner, S. Woltran., Abstract dialectical frameworks, in: P. Baroni, D. Gabbay, M. Giacomin, L. van der Torre (Eds.), *Handbook of Formal Argumentation*, College Publications, 2018, pp. 237–285.
- [8] Y. Wang, Z. Bai, Z. Lin, X. Dong, Y. Feng, J. Pan, W. Chen, G6: A web-based library for graph visualization, *Visual Informatics* 5 (2021) 49–55. doi:10.1016/j.visinf.2021.12.003.
- [9] E. Gansner, E. Koutsofios, S. North, K.-P. Vo, A technique for drawing directed graphs, *IEEE Transactions on Software Engineering* 19 (1993) 214–230. doi:10.1109/32.221135.
- [10] M. Jünger, P. Mutzel, 2-Layer Straightline Crossing Minimization: Performance of Exact and Heuristic Algorithms, *Journal of Graph Algorithms and Applications* 1 (1997) 1–25. doi:10.7155/jgaa.00001.
- [11] W. Barth, P. Mutzel, M. Jünger, Simple and Efficient Bilayer Cross Counting, *Journal of Graph Algorithms and Applications* 8 (2004) 179–194. URL: <http://jgaa.info/getPaper?id=88>. doi:10.7155/jgaa.00088.
- [12] U. Brandes, B. Köpf, Fast and Simple Horizontal Coordinate Assignment, in: P. Mutzel,

- M. Jünger, S. Leipert (Eds.), Graph Drawing, Lecture Notes in Computer Science, Springer, Berlin, Heidelberg, 2002, pp. 31–44. doi:10.1007/3-540-45848-4_3.
- [13] G. Sander, Layout of compound directed graphs, workingPaper, 1996. URL: <https://publikationen.sulb.uni-saarland.de/handle/20.500.11880/25862>. doi:10.22028/D291-25806, accepted: 2005-06-23.
- [14] G. Brewka, M. Diller, G. Heissenberger, T. Linsbichler, S. Woltran, Solving advanced argumentation problems with answer set programming, TPLP 20 (2020) 391–431.
- [15] T. Linsbichler, M. Maratea, A. Niskanen, J. P. Wallner, S. Woltran, Advanced algorithms for abstract dialectical frameworks based on complexity analysis of subclasses and SAT solving, Artif. Intell. 307 (2022) 103697.
- [16] S. Ellmauthaler, J. P. Wallner, Evaluating Abstract Dialectical Frameworks with ASP, in: B. Verheij, S. Szeider, S. Woltran (Eds.), Proc. COMMA, volume 245, IOS Press, 2012, pp. 505–506.
- [17] S. Ellmauthaler, H. Straß, The DIAMOND system for argumentation: Preliminary report, in: M. Fink, Y. Lierler (Eds.), Proceedings of the Sixth International Workshop on Answer Set Programming and Other Computing Paradigms (ASPOCP), 2013.
- [18] S. Ellmauthaler, L. Gerlach, Adf-bdd.dev: Debug abstract dialectical frameworks with binary decision diagrams, in: The Fourth Workshop on Explainable Logic-Based Knowledge Representation (XLoKR 2023), 2023. URL: <https://iccl.inf.tu-dresden.de/w/images/b/b4/Xlokr-2023-ellmauthaler-gerlach-submission2105.pdf>.